






WHEEL ARRANGEMENT




A




B




C




D



E



F



G

Description	Advantages	Disadvantages
2 swivel and 2 fixed castors, the fixed castors with a slightly higher overall height.	<ul style="list-style-type: none"> + good straight travel + perfect cornering + turnaround on the spot + easy to run in tight spaces 	<ul style="list-style-type: none"> - the device can tip easily! - poor driving characteristics when driving in tugging train - difficult to drive under with a forklift - not possible to move sideways - breaks at the swivel castors do not work properly as the wheels are not completely on the ground
2 swivel and 2 fixed castors.	<ul style="list-style-type: none"> + good straight travel and good cornering + ideal to manoeuvring with heavy loads + best trailing properties when running in a tugging train (with towing system) + can also be lifted well with a forklift (with forklift pockets) + swivel castors with brakes in accordance with European standard EN 1757-3 	<ul style="list-style-type: none"> - difficult to manoeuvre in tight spaces (possible improvement: use of 4 swivel castors, 2 of which have directional locks --> see wheel arrangement D)
3 swivel castors with the same overall height.	<ul style="list-style-type: none"> + easy to manoeuvre in tight spaces + can be rotated on the spot + can be moved sideways 	<ul style="list-style-type: none"> - it is difficult to steer when driving straight (possible improvement: use of 2 directional locks!) - the device can tip over easily!
4 swivel castors with the same overall height, two swivel castors with brake.	<ul style="list-style-type: none"> + easy to manoeuvre in tight spaces + can turn on the spot + can be moved sideways + swivel castors with brakes in accordance with European standard EN 1757-3 	<ul style="list-style-type: none"> - difficult to steer when driving straight (possible improvement: use of 2 directional locks!) - not suitable for driving in a train
4 swivel castors with the same overall height and 1 fixed spring-loaded castor two swivel castors with brake.	<ul style="list-style-type: none"> + easy to manoeuvre in tight spaces and can turn on the spot + good straight travel even with heavy loads + swivel castors with brakes in accordance with European standard EN 1757-3 	<ul style="list-style-type: none"> - conditionally suitable for running in a tugging train (only when fully loaded) - difficult to drive under with forklifts - cannot be used with chain floor conveyors - not possible to move sideways
4 swivel castors and 2 fixed castors with the same overall height.	<ul style="list-style-type: none"> + good load distribution for long or heavy devices + good straight travel + perfect cornering + can be driven under by forklifts and used together with chain floor conveyors 	<ul style="list-style-type: none"> - most cost-intensive solution - not possible to move sideways (possible improvement: use of 2 additional swivel castors with central directional locks!) - breaks at the swivel castors do not work properly as the wheels are not completely on the ground - conditionally suitable for running in a tugging train (only with additional „swing brakes“)
4 fixed castors, the 2 middle ones with a slightly higher overall height.	<ul style="list-style-type: none"> + good straight running + cheapest castors 	<ul style="list-style-type: none"> - the device can tip over easily! - requires a high tilting clearance - can only be steered with light load - non ergonomic pushing